


Flat, Low-Profile Splice Provides Strength and Durability

Anker® G Series Lacing stamped from either galvanized or AISI 316 stainless steel and then machine-applied for consistent compression, resulting in a uniform and flat splice. G Series lacing features, as an option, a staggered-leg design with four alternating leg lengths. These varying points of belt penetration provide additional strength and durability for the finished splice. Ideal for use in food manufacturing, package and parts handling, and filter media, the Anker® G Series is designed for use with PVC, PU, and PES belting.




Flat, Low-Profile
splice is ideal for
applications with
slider beds


Corrosion-Resistant
stainless steel for
demanding applications




Anker® maintenance lacers
quick, on-site installation of G Series™
lacing with precision Roller
Lacing Technology™



Precision Stamping
ensures a consistent 4.00 mm pitch
over the entire length of the lacing
for easier machine installation



Anker® production lacers
the quickest, most precise method
for high-volume installation of
G Series™ lacing



Staggered Leg Geometry
increases the strength and
durability of the splice

Features and Benefits:

- Easy to install with proven Anker® maintenance and production lacers, G Series splices are uniform and extremely low profile.
- The staggered legs on G 005, G 006, and G 008 – Series provide for varying points of belt penetration which increases both the strength and durability of the splice.
- The flat, continuous top bar design eliminates belt wave and reduces the risk of dislodged fasteners.
- G Series lacing is joined with a corrugated stainless steel wire connecting pin that prevents pin migration during use.

Recommended Applications:

- Food Manufacturing
- Filter Media
- Package and Parts Handling

G Series can be installed with:

- Anker Roller Lacer®
- Anker Microlacer®
- Anker Hydraulic Belt Lacers
(Complete series AHP, ARK, AMK, ARU, and AMU)

G Series™ Fastener and Pin Size Selection Chart								
Minimum Pulley Diameter	Material Thickness	Connecting Pin Size	Belt Thickness					
	mm	mm	1,50 mm	2,00 mm	2,50 mm	3,00 mm	3,50 mm	5,00 mm
20 mm	.50	1.00	G 00					
25 mm	.50	1.00	G 001A					
	.75	1.20		G 001				
40 mm	.50	1.20		G 005A				
	.75	1.40			G 002			
					G 005			
50 mm	.50	1.20			G 006A			
	.75	1.40				G 003		
75 mm	1.00	2.00-2.50				G 006		
						G 008		

Ordering Information						
Size	Galvanized		316 Stainless		Strips Per Box	Strip Length mm
	Ordering Number (box)	Item Code	Ordering Number (box)	Item Code		
G 00			G 00-SS-150W	16214	12	150
			G 00-SS-150W	00911	12	300
			G 00-SS-600W	00705	8	600
			G 00-SS-1200W	00912	8	1,200
			G 00-SS-1500W	00913	8	1,500
G 001A			G 001A-SS-150W	16239	12	150
			G 001A-SS-300W	00882	12	300
G001	G 001-G-150W	00532	G 001-SS-150W	16222	12	150
	G 001-G-300W	16219	G 001-SS-300W	00915	12	300
	G 001-G-600W	16220	G 001-SS-600W	16225	8	600
			G 001-SS-900W	16226	8	900
	G 001-G-1200W	16216	G 001-SS-1200W	00883	8	1,200
	G 001-G-1500W	16218	G 001-SS-1500W	18908	8	1,500
G002	G 002-G-150W	16243	G 002-SS-150W	16254	12	150
	G 002-G-300W	16246	G 002-SS-300W	04174	12	300
	G 002-G-600W	16248	G 002-SS-600W	00924	8	600
			G 002-SS-900W	16262	8	900
	G 002-G-1200W	16242	G 002-SS-1200W	00884	8	1,200
	G 002-G-1500W	16245	G 002-SS-1500W	04083	8	1,500
G 003	G 003-G-150W	16268	G 003-SS-150W	16277	12	150
	G 003-G-300W	00540	G 003-SS-300W	00928	12	300
	G 003-G-600W	16269	G 003-SS-600W	00929	8	600
			G 003-SS-900W	16285	8	900
	G 003-G-1200W	00543	G 003-SS-1200W	00885	8	1,200
	G 003-G-1500W	00544	G 003-SS-1500W	00931	8	1,500

Ordering Information				
Size	316 Stainless		Strips Per Box	Strip Length mm
	Ordering Number (box)	Item Code		
G 005A	G 005A-SS-300W	03608	12	300
	G 005A-SS-600W	00933	8	600
	G 005A-SS-900W	16304	8	900
	G 005A-SS-1200W	00887	8	1,200
	G 005A-SS-1500W	00935	8	1,500
G 005	G 005-SS-300W	00936	12	300
	G 005-SS-600W	03700	8	600
	G 005-SS-900W	16294	8	900
	G 005-SS-1200W	05446	8	1,200
G 006A	G 006A-SS-300W	00940	12	300
	G 006A-SS-600W	03769	8	600
	G 006A-SS-900W	16322	8	900
	G 006A-SS-1200W	16320	8	1,200
	G 006A-SS-1500W	16321	8	1,500
G 006	G 006-SS-300W	00942	12	300
	G 006-SS-600W	05052	8	600
	G 006-SS-900W	16316	8	900
	G 006-SS-1200W	00886	8	1,200
	G 006-SS-1500W	00304	8	1,500
G 008	G 008-SS-300W	16325	12	300
	G 008-SS-600W	16326	8	600
	G 008-SS-900W	16327	8	900
	G 008-SS-1200W	16323	8	1,200
	G 008-SS-1500W	16324	8	1,500

Special length on request.

Anker® G Series™ Lacers						
Manual Lacers	Face Strips	Width (mm)	Electro Hydraulic Lacers	Adaptors/Combs	Width (mm)	
Micro Lacer ML-351	FS-351 G	350	ARK 150	ZAG...200	200	
Roller Lacer 601	FS-601 G	600	ARK 150-WNP	ZAG...200	200	
Roller Lacer 901	FS-901 G	900	ARK 200	ZAG...200	200	
Roller Lacer 1201	FS-1201 G	1,200	AMK 400	ZAG...400	400	
Roller Lacer 1501	FS-1501 G	1,500	AMK 400-NP	ZAG...400	400	
Roller Lacer 1801	FS-1801 G	1,800	ARU 2000	UKG...601-901	600-900	
Manual Hydraulic Lacer	Adaptor	Width (mm)	ARU 3000	UKG...601-901	600-900	
AHP 120	ZAG-1.6-120	120	AMU 4000	UKG...601-1501	600-1.500	
			AMU 6000	UKG...601-1501	600-1.500	
			AMU 8000	UKG...601-1501	600-1.500	

■ Made To Order Items (shaded) have added lead time.

Authorised Distributor:

Flexco Europe GmbH • Maybachstrasse 9 • 72348 Rosenfeld • Germany
Tel: +49-7428-9406-0 • Fax: +49-7428-9406-260 • E-mail: europe@flexco.com

Visit www.flexco.com for other Flexco locations and products.

©2014 Flexible Steel Lacing Company. 05-26-20. For Reorder: X3770

