



AQUAMATIC® K52 SERIES COMPOSITE CONTROL VALVES

CONSTRUCTED OF CORROSION-RESISTANT MATERIALS



FEATURES/BENEFITS

The unique Y-pattern design with large seat opening and high lift disc permits higher flow rates at lower pressure loss than other comparable valves

All components can be serviced while the valve is in-line

Separate flow and control chambers permit positive closing without springs

Pre-formed, stress-relieved diaphragm minimizes fatigue, maximizes valve responsiveness and diaphragm lifetime

Diaphragm acts as an actuator, eliminating the need for electric or pneumatic actuators

All internal parts in contact with media are made of composite materials*

Seals are ethylene propylene for better chemical resistance**

K52 Series Valves are available in sizes from 1/2" - 2"

A variety of available end connectors make the valve compatible for 3/8" - 3" pipe sizes

Adaptable to a wide variety of control devices

OPTIONS

Normally open [standard]

Normally closed**†

Spring-assist closed

Spring-assist open

Limit stop for flow control

Position indicator

Seal and diaphragm materials for special applications†

Union End Connectors - Female socket weld connectors for easy installation and the ability to remove the valve without disrupting the service piping

TYPICAL APPLICATIONS

Chemical Injection

Deionizers Desalinization

Detergent and Bleach Handling

Electronic Industry

Evaporation

Fertilizer Spray Equipment

Level Control Systems

Metal Recovery Systems

Mining Wastes

Process Water Systems

Water Treatment Systems

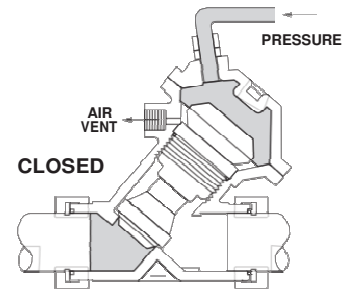
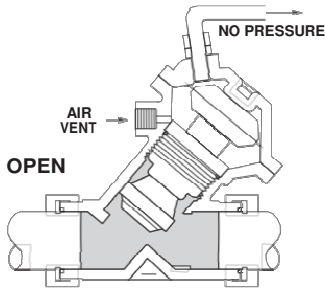


Certified by IAPMO R&T to NSF/ANSI 61 and NSF/ANSI 372 for lead free compliance.

* Normally closed valve configurations are NOT recommended when used with corrosive fluids.
** Valves are NOT recommended for use with any aromatic, hydrocarbon-based media.

DIMENSIONS

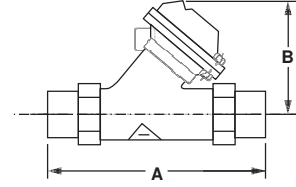
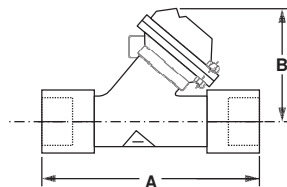
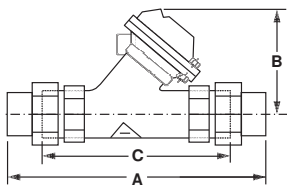
MODEL #	PIPE SIZE	Cv	WEIGHT (STANDARD VALVE)	END CONNECTOR STYLE	DIMENSIONS (APPROXIMATE)					
					A	B	C	D	E	F
K520	1/2"	4.0	1 lbs (0.5 kg)	Union End Connectors	7.0" (177.8 mm)	2.62" (66.5 mm)	4.87" (123.7 mm)	-	-	-
K521	1"	15.0	1 lbs (0.5 kg)		9" (228.6 mm)	4.06" (103.1 mm)	6.31" (160.3 mm)	-	-	-
K524	1-1/2"	38.0	2 lbs (0.9 kg)		12.5" (317.5 mm)	5.06" (128.5 mm)	9.31" (135.0 mm)	-	-	-
K524	2"	41.0	2 lbs (0.9 kg)	Female / Male Socket Weld End Connectors	10.50" (266.7 mm)	5.06" (128.5 mm)	-	-	-	-
K526	2-1/2"	100.0	6 lbs (2.7 kg)		15" (381.0 mm)	7.31" (185.7 mm)	-	-	-	-
K520	1/2"	4.0	1 lbs (0.5 kg)	Grooved Adapter End Connectors	7" (177.8 mm)	2.62" (66.5 mm)	3.93" (99.8 mm)	-	-	-
K521	1"	15.0	1 lbs (0.5 kg)		9" (228.6 mm)	4.06" (103.1 mm)	4.50" (114.3 mm)	-	-	-
K524	1-1/2"	38.0	2 lbs (0.9 kg)		12.5" (336.5 mm)	5.06" (128.5 mm)	7.75" (196.8 mm)	-	-	-
K524	2"	41.0	2 lbs (0.9 kg)	Flanged End Connectors	9" (226.6 mm)	5.06" (128.5 mm)	6.00" (152.4 mm)	.75" (19.05 mm)	4.75" (120.85 mm)	.688" (174.8 mm)
K526	2-1/2"	100.0	6 lbs (2.7 kg)		11.37" (288.8 mm)	7.31" (185.7 mm)	6.94" (176.3 mm)	.94" (23.9 mm)	5.50" (139.7 mm)	6.88" (174.8 mm)
K526	3"	100.0	6 lbs (2.7 kg)		12.37" (314.2 mm)	7.31" (185.7 mm)	7.38" (187.5 mm)	1.81" (45.9 mm)	6.000" (152.4 mm)	.750" (19.05 mm)



Union End Connectors

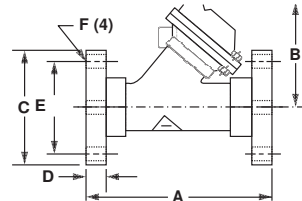
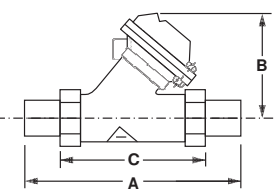
Female Socket Weld End Connectors

Male Socket Weld End Connectors



Grooved Adaptor Connectors

Flanged End Connectors



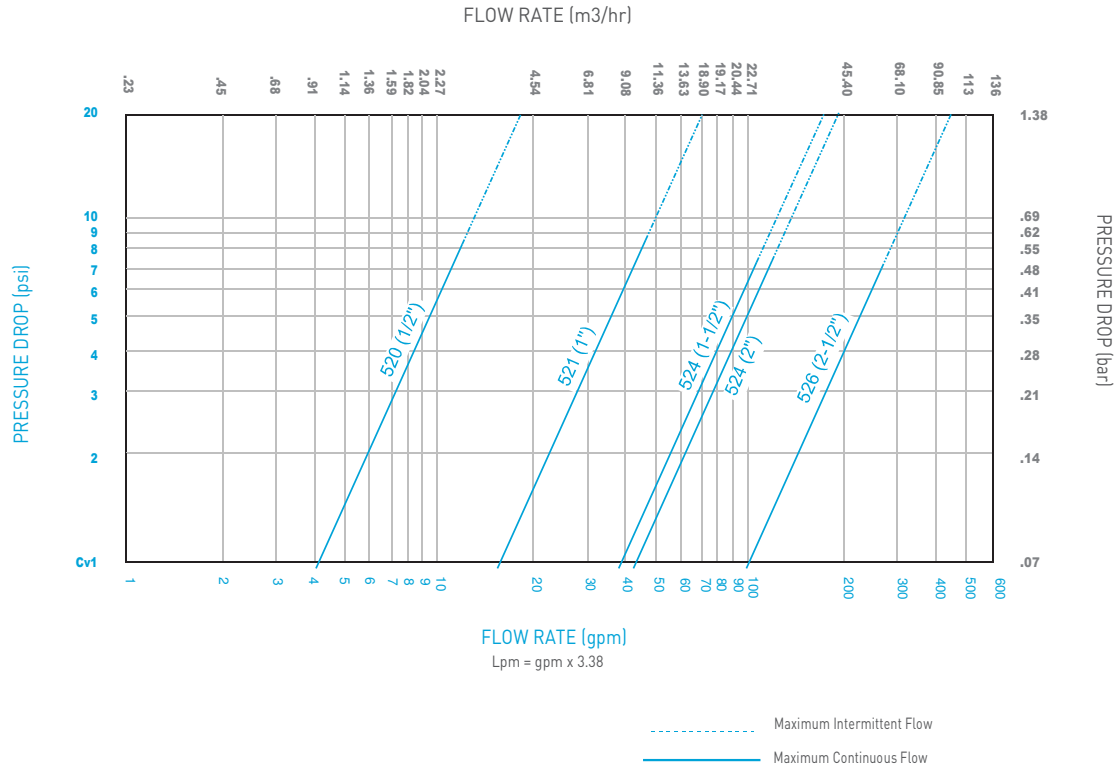
OPERATING SPECIFICATIONS

Max Pressure 125 psi (8.6 bar)

Max Temperature† 140°F (60°C)

†IAPMO R&T NSF/ANSI 61 and NSF/ANSI 372 certifications are limited to restrictions below. Other options were not tested for certification:
 Cold water applications below 73°F (23°C).
 Normally Open valves.
 EPDM seal material (seal option #1).

PERFORMANCE DATA





16605 West Victor Rd. New Berlin, WI 53151

P: 262-326-0100 | www.aq-matic.com | techsupport@aq-matic.com

© 2016 AQ Matic Valve and Controls Company, Inc. All rights reserved.

All AQ Matic trademarks and logos are owned by AQ Matic or its affiliates. All other registered and unregistered trademarks and logos are the property of their respective owners. Because we are continuously improving our products and services, AQ Matic reserves the right to change specifications without prior notice. AQ Matic is an equal opportunity employer.

1229846 REV E AP2019