


Explosion-Protected Emergency Light Fittings with individual battery sets Series e841..././.



Application:

Safety illumination in hazardous areas of Zones 1, 2 and 21, 22.

Mechanical design:

Housing and battery box: Glass fibre reinforced polyester, battery box mounted to one front side of the main housing.

Cover: Clear polycarbonate with internal prisms.

Gasket: Silicone, foamed.

Reflector: Glass fibre reinforced polyester, hinged.

Central locking system: Operated by a hexagonal socket key 13mm.

Isolating switch: 2 switches switching off

all poles when the light fitting is opened. Forced optical indicator showing the actual position of the switch. Separate switch for isolating the battery.

Cable entry: 2 entries M25 x 1,5 (1 of which plugged) both on the same side.

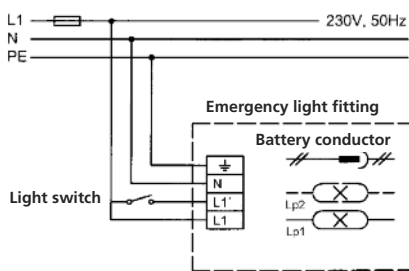
Through wiring system:

Standard: Possibility for looping the mains cable up to 4 x 6mm² (6 cores optional).

Optional: Internal through wiring system (4 cores min: L1+L1'+N+PE; or 6 conductors: L1, L1', L2, L3, N, PE).

Mounting: 2 suspension hooks (H8V P) or ceiling brackets (15A P) - see accessories/spare parts.

Wiring diagram (maintained operation)



Start-up: Connect battery conductor

Taking out of operation: Disconnect battery conductor.

Lamp Lp1: Lighting in mains operation and in case of a mains failure via the batteries.

Lamp Lp2: Lighting in mains operation only or in case of lamp failure of Lp1 in emergency operation (2 lamp version only).

Stand-by wiring: Do not connect L1'

Electrical design:

Microprocessor controlled intelligent emergency electronic device with „end-of-life-switching-off“-system acc. to IEC 61347-2-3. Redundant low discharge protection and restart blocking system.

Multi-function LED: For monitoring the emergency light function and coded indication of the status.

NiCd batteries: 6 V/4 Ah or 6 V/7Ah, maintenance-free located in the battery box; quick battery replacement. Electrical disconnection whenever the polycarbonate cover or the battery box are opened.

Automatic monitoring: Weekly functioning test, annual 2/3 operating period test.

Recharging time: 24h, acc. to EN 60598-2-22.

Mode of operation:

Maintained operation: Switching over to battery operation in case of mains failure. 1 lamp for mains and emergency operation. 2nd lamp for mains operation only. In case 1 lamp fails the second lamp will

take over the emergency operation (2 lamp version only).

Connection terminals: Standard L1 + L1' + N + PE, max. range of connection 6mm²

1. Direct phase L1, (or L2, L3) comes from the circuit fuse and is directly (not via the switch) connected to L1 terminal (or L2, L3) (= charging phase). Consequently if the light fitting is switched off the direct phase is live unless the fuses are open or removed.

2. Switched phase L1' (or L2', L3') goes to connection terminal L1' (or L2', L3') via the switch and must be electrically identical with the direct phase L1 (or L2, L3).

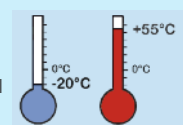
3. Neutral conductor N: In case of 220V between the outer conductors instead of the N conductor an outer conductor is selected e.g. L2 or L3.

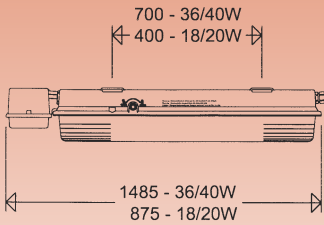
4. Earth conductor PE

SCHUCH Quality - your advantage:

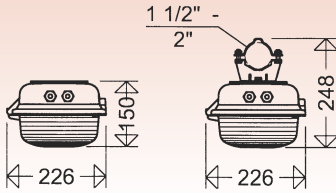
In addition to the great advantages incorporated into our standard series e840.. our emergency light version series e841.. offers quite a number of further outstanding features:

- microprocessor controlled intelligent emergency electronic device with integral ECG
 - "end-of-life switching-off system" basing on the latest standards IEC 60079-7
 - multi-function LED with coded indication of the functions, status and potential failures of the electronic device and of the batteries
 - special signal whenever there is an EOL situation (LED red flashing)
 - maintained or stand-by wiring
 - automatic weekly function test
 - automatic annual operating period test
 - function and operating period test can be effected manually
 - quick replacement of battery set even in explosive atmosphere
- highest degree of safety in case of a lamp failure during the emergency light operation
 - If there is a lamp failure in case of emergency operation the second lamp will automatically take over the emergency operation (2 lamp version only)
- application within a wide range of temperature of -20°C up to + 55°C (recommended 0°C up to +40°C)
- best suitable for continuous row installation
 - Looping the mains cable at one small end of the housing or internal through wiring system in all types
- central locking system with detachable cover for easy lamp replacement

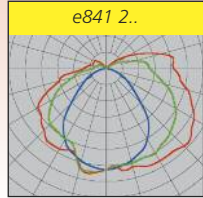
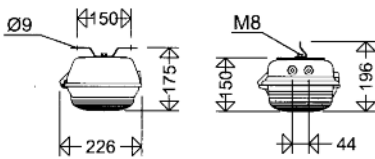




Pipe clamp mounting



Suspension hooks H8V Ceiling brackets 15A



EC-Type Examination Certificate:
PTB 07 ATEX 2031, 2040
Marking:
II 2 G Ex d e q IIC T4 (Zone 1)
II 2 D Ex tb IIIC T80°C Db (Zone 21)
Ignition protection: „e“ (increased safety)

Rated voltage: 220-240V, AC, 50-60Hz
Admissible ambient temperature:
-20°C bis +55°C
(recommended: 0°C bis +40°C)

Type	Article no.	Lamps/ Watt	Lumin. flux- fact.appr.%	Weight appr.kg ³⁾
1h emergency operation				
e841 118/1/4 ²⁾	84100 0001	1 x T26/18W	70	7,6
e841 218/1/4 ²⁾	84100 0002	2 x T26/18W	70	7,7
e841 136/1/4 ²⁾	84100 0003	1 x T26/36W	35	9,5
e841 236/1/4 ²⁾	84100 0004	2 x T26/36W	35	9,6
3h emergency operation				
e841 118/3/7 ¹⁾	84100 0005	1 x T26/18W	45	8,0
e841 218/3/7 ¹⁾	84100 0006	2 x T26/18W	45	8,1
e841 136/3/7 ¹⁾	84100 0007	1 x T26/36W	30	9,9
e841 236/3/7 ¹⁾	84100 0008	2 x T26/36W	30	10,0
1h emergency operation, increased light output				
e841 118/1/7 ¹⁾	84100 0009	1 x T26/18W	90	8,0
e841 218/1/7 ¹⁾	84100 0010	2 x T26/18W	90	8,1
e841 136/1/7 ¹⁾	84100 0011	1 x T26/36W	65	9,9
e841 236/1/7 ¹⁾	84100 0012	2 x T26/36W	65	10,0

1) Battery 7Ah
2) Battery 4Ah
3) Weights without packing material

Further Series / Equipment

- up to 4 cable entries
- for 1.5h emergency operation
- with remote switch connection
- with aluminium mirror-type reflectors (series e841... S) for high installations
- with different luminous flux factors (battery capacity)

Accessories / Spare Parts

Type	Article no.	
Spare rechargeable batteries		
Акку 2627 4Ah	90222 9021	
Акку 2628 7Ah	90222 9022	
Spare diffusers until 10/2013		
8402	84001 9000	8402 SIL
8404	84001 9001	8404 SIL
Spare diffusers from 11/2013		
		84001 9003 for 18 W
		84001 9004 for 36 W
Cable glands		
2537	90117 9000	ex-protected plastic cable gland M25 x 1,5
2538	90118 9000	ex-protected plastic plug M25 x 1,5
Lamp holders		
e8901 FH/1N	90189 9018	1 pair of lamp holders incl. lamp holder supports (1-lamp version)
e8901 FH/2N	90189 9019	2 pairs of lamp holders incl. lamp holder supports (2-lamp version)
Alu mirror-type reflectors, built in		
SP 84 21		for 1 x 18 W
SP 84 22		for 2 x 18 W
SP 84 41		for 1 x 36 W
SP 84 42		for 2 x 36 W
Alu mirror-type reflectors, for later installation (Polyester reflector with riveted aluminium reflector) - ambient temp.: +50°C max.		
SP 84 21 NE	84002 0001	for 1 x 18 W
SP 84 22 NE	84002 0002	for 2 x 18 W
SP 84 41 NE	84002 0003	for 1 x 36 W
SP 84 42 NE	84002 0004	for 2 x 36 W
Mounting material		
H8V P	90001 0002	2 hooks with bolts, stainless steel
15A P	90000 0002	2 ceiling brackets, hot galvanized steel
15AV P	90032 0002	2 ceiling brackets, stainless steel
84 AA	90000 0011	1 pair of brackets, stainless steel, for compensating the different mounting distances of types e840 / e152 or e841 / e148
RO84 112 A P	90037 0004	2 pipe clamps 1 1/2", stainless steel, with support
RO84 2 A P	90038 0004	2 pipe clamps 2", stainless steel, with support
W 26 P	26000 0004	2 wall mounting angles
W 26/30 P	26000 0002	2 wall mounting angles 30°
W 26/45 P	26000 0003	2 wall mounting angles 45°
Self-adhesive standard legends		
590/125/33 W	59000 0004	for Type e841 118/218
590/125/34 W	59000 0005	for Type e841 118/218
590/125/35 W	59000 0006	for Type e841 118/218

Self-adhesive legends for marking escape routes acc. to DIN EN ISO 7010 and ASR A1.3.



590/125/33 W .../34 W .../35 W
Viewing = 25m.

Further accessories as well as carrier rail systems and through wiring systems are available.